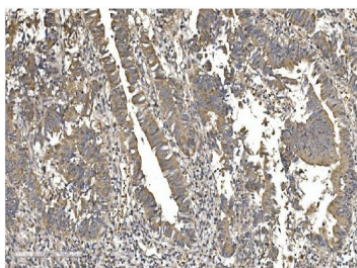


## Gasdermin D Antibody / GSDMD (RQ5887)

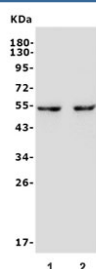
Catalog No.	Formulation	Size
RQ5887	0.5mg/ml if reconstituted with 0.2ml sterile DI water	100 ug

**Bulk quote request**

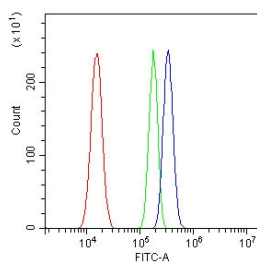
<b>Availability</b>	1-3 business days
<b>Species Reactivity</b>	Human
<b>Format</b>	Antigen affinity purified
<b>Clonality</b>	Polyclonal (rabbit origin)
<b>Isotype</b>	Rabbit IgG
<b>Purity</b>	Affinity purified
<b>Buffer</b>	Lyophilized from 1X PBS with 2% Trehalose and 0.025% sodium azide
<b>UniProt</b>	P57764
<b>Applications</b>	Western Blot : 0.5-1ug/ml Immunohistochemistry : 1-2ug/ml Flow Cytometry : 1-3ug/million cells Direct ELISA : 0.1-0.5ug/ml
<b>Limitations</b>	This Gasdermin D antibody is available for research use only.



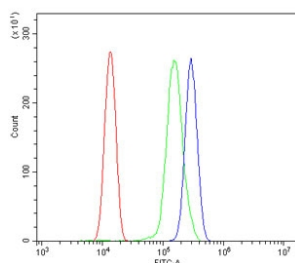
IHC staining of FFPE human rectal cancer with Gasdermin D antibody. HIER: boil tissue sections in pH8 EDTA for 20 min and allow to cool before testing.



Western blot testing of human 1) SW620 and 2) Jurkat lysate with Gasdermin D antibody. Predicted molecular weight ~53 kDa.



Flow cytometry testing of human U-87 MG cells with Gasdermin D antibody at 1ug/million cells (blocked with goat sera); Red=cells alone, Green=isotype control, Blue= Gasdermin D antibody.



Flow cytometry testing of human ThP-1 cells with Gasdermin D antibody at 1ug/million cells (blocked with goat sera); Red=cells alone, Green=isotype control, Blue= Gasdermin D antibody.

## Description

Gasdermin D is a member of the gasdermin family. Members of this family appear to play a role in regulation of epithelial proliferation. Gasdermin D has been suggested to act as a tumor suppressor. Alternatively spliced transcript variants have been described.

## Application Notes

Optimal dilution of the Gasdermin D antibody should be determined by the researcher.

## Immunogen

Recombinant human protein (amino acids M1-H484) was used as the immunogen for the Gasdermin D antibody.

## Storage

After reconstitution, the Gasdermin D antibody can be stored for up to one month at 4oC. For long-term, aliquot and store at -20oC. Avoid repeated freezing and thawing.