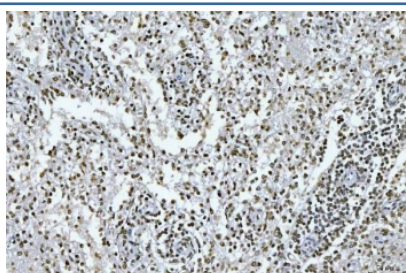


GADD45B Antibody (RQ6871)

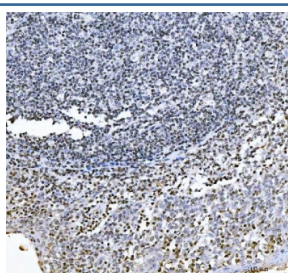
Catalog No.	Formulation	Size
RQ6871	0.5mg/ml if reconstituted with 0.2ml sterile DI water	100 ug

Bulk quote request

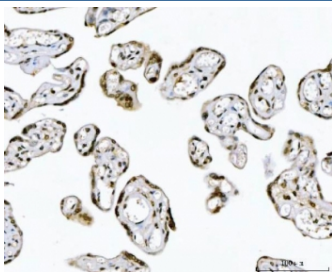
Availability	1-3 business days
Species Reactivity	Human, Mouse, Rat
Format	Antigen affinity purified
Clonality	Polyclonal (rabbit origin)
Isotype	Rabbit IgG
Purity	Antigen affinity purified
Buffer	Lyophilized from 1X PBS with 2% Trehalose
UniProt	O75293
Localization	Nuclear, cytoplasmic
Applications	Western Blot : 1-2ug/ml Immunohistochemistry (FFPE) : 2-5ug/ml
Limitations	This GADD45B antibody is available for research use only.



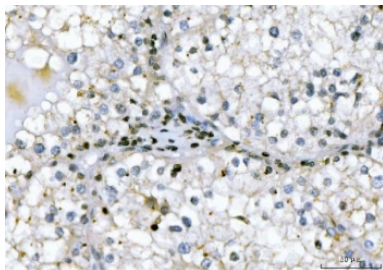
IHC staining of FFPE human spleen tissue with GADD45B antibody. HIER: boil tissue sections in pH8 EDTA for 20 min and allow to cool before testing.




IHC staining of FFPE human tonsil tissue with GADD45B antibody. HIER: boil tissue sections in pH8 EDTA for 20 min and allow to cool before testing.



IHC staining of FFPE human placental tissue with GADD45B antibody. HIER: boil tissue sections in pH8 EDTA for 20 min and allow to cool before testing.



IHC staining of FFPE human renal cell carcinoma tissue with GADD45B antibody. HIER: boil tissue sections in pH8 EDTA for 20 min and allow to cool before testing.



Western blot testing of human MCF7 cell lysate with GADD45B antibody. Predicted molecular weight ~18 kDa.

Description

Growth arrest and DNA-damage-inducible, beta, also known as GADD45B, is a protein which in humans is encoded by the GADD45B gene. This gene is a member of a group of genes whose transcript levels are increased following stressful growth arrest conditions and treatment with DNA-damaging agents. The genes in this group respond to environmental stresses by mediating activation of the p38/JNK pathway. This activation is mediated via their proteins binding and activating MTK1/MEKK4 kinase, which is an upstream activator of both p38 and JNK MAPKs. The function of these genes or their protein products is involved in the regulation of growth and apoptosis. These genes are regulated by different mechanisms, but they are often coordinately expressed and can function cooperatively in inhibiting cell growth.

Application Notes

Optimal dilution of the GADD45B antibody should be determined by the researcher.

Immunogen

Amino acids EELLVAAQRQDRLTVGVYE from the human protein were used as the immunogen for the GADD45B antibody.

Storage

After reconstitution, the GADD45B antibody can be stored for up to one month at 4°C. For long-term, aliquot and store at -20°C. Avoid repeated freezing and thawing.

