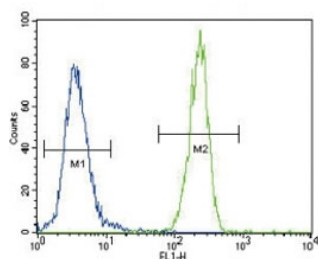


FOXP3 Antibody (F48211)

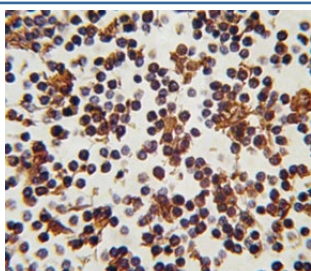
Catalog No.	Formulation	Size
F48211-0.4ML	In 1X PBS, pH 7.4, with 0.09% sodium azide	0.4 ml
F48211-0.08ML	In 1X PBS, pH 7.4, with 0.09% sodium azide	0.08 ml

[Bulk quote request](#)

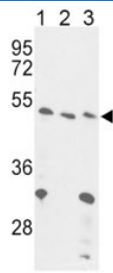
Availability	1-3 business days
Species Reactivity	Human, Mouse
Predicted Reactivity	Primate
Format	Antigen affinity purified
Clonality	Polyclonal (rabbit origin)
Isotype	Rabbit Ig
Purity	Antigen affinity
UniProt	Q9BZS1
Applications	Western Blot : 1:1000 IHC (Paraffin) : 1:10-1:50 Flow Cytometry : 1:10-1:50
Limitations	This FOXP3 antibody is available for research use only.



FOXP3 antibody flow cytometric analysis of 293 cells (right histogram) compared to a negative control cell (left histogram).



IHC analysis of FFPE human lymph tissue stained with FOXP3 antibody



Western blot analysis of FOXP3 antibody and (1) 293, (2) Jurkat and (3) mouse liver lysate.

Description

Forkhead box P3 is a transcriptional regulator which is crucial for the development and inhibitory function of regulatory T-cells (Treg). Plays an essential role in maintaining homeostasis of the immune system by allowing the acquisition of full suppressive function and stability of the Treg lineage, and by directly modulating the expansion and function of conventional T-cells. Can act either as a transcriptional repressor or a transcriptional activator depending on its interactions with other transcription factors, histone acetylases and deacetylases. The suppressive activity of Treg involves the coordinate activation of many genes, including CTLA4 and TNFRSF18 by FOXP3 along with repression of genes encoding cytokines such as interleukin-2 (IL2) and interferon-gamma (IFNG). [UniProt]

Application Notes

The stated application concentrations are suggested starting points. Titration of the FOXP3 antibody may be required due to differences in protocols and secondary/substrate sensitivity.

Immunogen

A portion of amino acids 283-311 from the human protein was used as the immunogen for this FOXP3 antibody.

Storage

Store at 4°C for up to one month. For long term, aliquot the FOXP3 antibody and store frozen at -20°C or colder.

Alternate Names

Scurfin