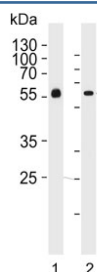


## Fetuin-A Antibody / AHSG (F54268)

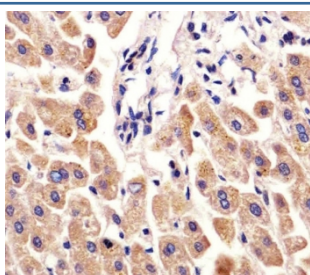
Catalog No.	Formulation	Size
F54268-0.4ML	In 1X PBS, pH 7.4, with 0.09% sodium azide	0.4 ml
F54268-0.08ML	In 1X PBS, pH 7.4, with 0.09% sodium azide	0.08 ml

**Bulk quote request**

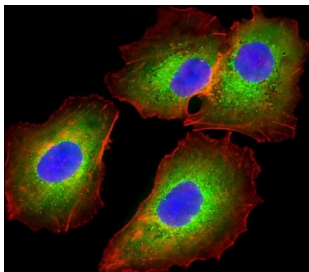
<b>Availability</b>	1-3 business days
<b>Species Reactivity</b>	Human
<b>Format</b>	Purified
<b>Clonality</b>	Polyclonal (rabbit origin)
<b>Isotype</b>	Rabbit Ig
<b>Purity</b>	Antigen affinity purified
<b>UniProt</b>	P02765
<b>Applications</b>	Western Blot : 1:500-1:2000 Immunohistochemistry (FFPE) : 1:25 Immunofluorescence : 1:25 Flow Cytometry : 1:25 (1x10 <sup>6</sup> cells)
<b>Limitations</b>	This Fetuin-A antibody is available for research use only.



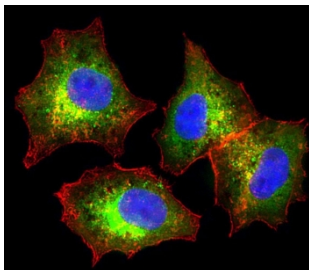
Western blot testing of human 1) blood plasma and 2) liver lysate with AHSG antibody.  
Predicted molecular weight: ~39/45-59 kDa (unmodified/glycosylated).



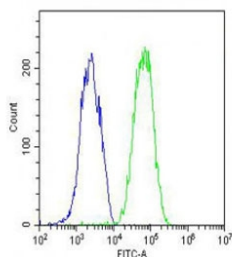
IHC testing of FFPE human liver tissue with Fetuin-A antibody. HIER: steam section in pH6 citrate buffer for 20 min and allow to cool prior to staining.



Immunofluorescent staining of fixed and permeabilized human HepG2 cells with Fetuin-A antibody (green), DAPI nuclear stain (blue) and anti-Actin (red).



Immunofluorescent staining of fixed and permeabilized human HepG2 cells with Fetuin-A antibody (green), DAPI nuclear stain (blue) and anti-Actin (red).



Flow cytometry testing of fixed and permeabilized human HepG2 cells with Fetuin-A antibody; Blue=isotype control, Green= Fetuin-A antibody.

## Description

Alpha2-HS glycoprotein (AHSG), a glycoprotein present in the serum, is synthesized by hepatocytes. The AHSG molecule consists of two polypeptide chains, which are both cleaved from a proprotein encoded from a single mRNA. It is involved in several functions, such as endocytosis, brain development and the formation of bone tissue. The protein is commonly present in the cortical plate of the immature cerebral cortex and bone marrow hemopoietic matrix, and it has therefore been postulated that it participates in the development of the tissues. However, its exact significance is still obscure.

## Application Notes

The stated application concentrations are suggested starting points. Titration of the Fetuin-A antibody may be required due to differences in protocols and secondary/substrate sensitivity.

## Immunogen

A portion of amino acids 247-276 from the human protein were used as the immunogen for the Fetuin-A antibody.

## Storage

Aliquot the Fetuin-A antibody and store frozen at -20oC or colder. Avoid repeated freeze-thaw cycles.

