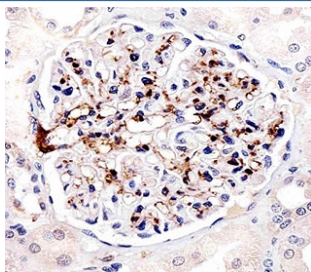


FABP4 Antibody [clone 1105CT1.1.1] (F52383)

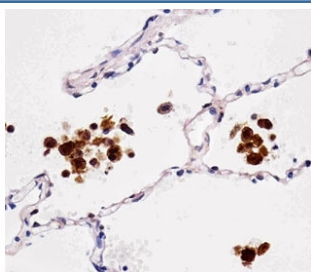
Catalog No.	Formulation	Size
F52383-0.4ML	In 1X PBS, pH 7.4, with 0.09% sodium azide	0.4 ml
F52383-0.08ML	In 1X PBS, pH 7.4, with 0.09% sodium azide	0.08 ml

[Bulk quote request](#)

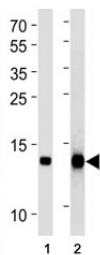
Availability	1-3 business days
Species Reactivity	Human, Mouse
Format	Purified
Clonality	Monoclonal (mouse origin)
Isotype	Mouse IgG1
Clone Name	1105CT1.1.1
Purity	Purified
UniProt	P15090
Localization	Cytoplasmic
Applications	IHC (Paraffin) : 1:25 Western Blot : 1:1000
Limitations	This FABP4 antibody is available for research use only.



Immunohistochemical analysis of paraffin-embedded human kidney using FABP4 antibody at 1:25 dilution.



Immunohistochemical analysis of paraffin-embedded human lung using FABP4 antibody at 1:25 dilution.



FABP4 antibody western blot analysis in (1) human placenta and (2) mouse 3T3-L1 lysate. Predicted molecular weight ~15 kDa.

Description

Lipid transport protein in adipocytes. Binds both long chain fatty acids and retinoic acid. Delivers long-chain fatty acids and retinoic acid to their cognate receptors in the nucleus (By similarity).

Application Notes

Titration of the FABP4 antibody may be required due to differences in protocols and secondary/substrate sensitivity.

Immunogen

Purified His-tagged protein was used to produced this monoclonal FABP4 antibody.

Storage

Aliquot the FABP4 antibody and store frozen at -20oC or colder. Avoid repeated freeze-thaw cycles.