


FABP3 Antibody / Cardiac Fatty Acid Binding Protein [clone FABP3/8443] (V4871)

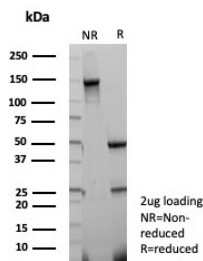
Catalog No.	Formulation	Size
V4871-100UG	0.2 mg/ml in 1X PBS with 0.1 mg/ml BSA (US sourced), 0.05% sodium azide	100 ug
V4871-20UG	0.2 mg/ml in 1X PBS with 0.1 mg/ml BSA (US sourced), 0.05% sodium azide	20 ug
V4871SAF-100UG	1 mg/ml in 1X PBS; BSA free, sodium azide free	100 ug

[Bulk quote request](#)

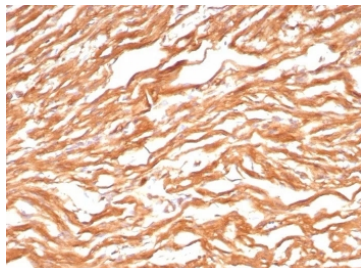
Availability	1-3 business days
Species Reactivity	Human
Format	Purified
Clonality	Monoclonal (mouse origin)
Isotype	Mouse IgG1, kappa
Clone Name	FABP3/8443
Purity	Protein A/G affinity
UniProt	P05413
Localization	Cytoplasm
Applications	Immunohistochemistry (FFPE) : 1-2ug/ml for 30 min at RT Western Blot : 2-4ug/ml
Limitations	This FABP3 antibody is available for research use only.



Western blot testing of human heart tissue lysate with FABP3 antibody. Predicted molecular weight ~14 kDa.



SDS-PAGE analysis of purified, BSA-free FABP3 antibody (clone FABP3/8443) as confirmation of integrity and purity.



IHC staining of FFPE human heart tissue with FABP3 antibody (clone FABP3/8443).
HIER: boil tissue sections in pH 9 10mM Tris with 1mM EDTA for 20 min and allow to cool before testing.

Description

The intracellular fatty acid-binding proteins (FABPs) belongs to a multigene family. FABPs are divided into at least three distinct types, namely the hepatic-, intestinal- and cardiac-type. They form 14-15 kDa proteins and are thought to participate in the uptake, intracellular metabolism and/or transport of long-chain fatty acids. They may also be responsible in the modulation of cell growth and proliferation. Fatty acid-binding protein 3 gene contains four exons and its function is to arrest growth of mammary epithelial cells. This gene is a candidate tumor suppressor gene for human breast cancer. Alternative splicing results in multiple transcript variants.

Application Notes

Optimal dilution of the FABP3 antibody should be determined by the researcher.

Immunogen

A recombinant partial protein sequence (within amino acids 1-127) from the human protein was used as the immunogen for the FABP3 antibody.

Storage

Aliquot the FABP3 antibody and store frozen at -20oC or colder. Avoid repeated freeze-thaw cycles.