


## EBAG9 Antibody / RCAS1 (R31790)

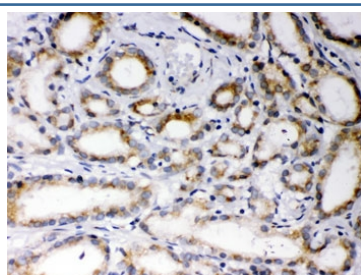
Catalog No.	Formulation	Size
R31790	0.5mg/ml if reconstituted with 0.2ml sterile DI water	100 ug

**Bulk quote request**

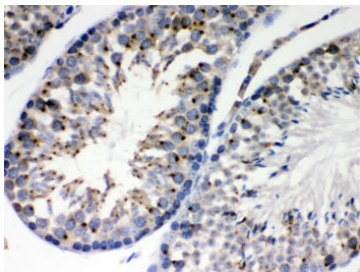
<b>Availability</b>	1-3 business days
<b>Species Reactivity</b>	Human, Mouse, Rat
<b>Format</b>	Antigen affinity purified
<b>Clonality</b>	Polyclonal (rabbit origin)
<b>Isotype</b>	Rabbit IgG
<b>Purity</b>	Antigen affinity
<b>Buffer</b>	Lyophilized from 1X PBS with 2.5% BSA and 0.025% sodium azide
<b>UniProt</b>	O00559
<b>Localization</b>	Cytoplasmic
<b>Applications</b>	Western Blot : 0.1-0.5ug/ml IHC (FFPE) : 0.5-1ug/ml
<b>Limitations</b>	This EBAG9 antibody is available for research use only.



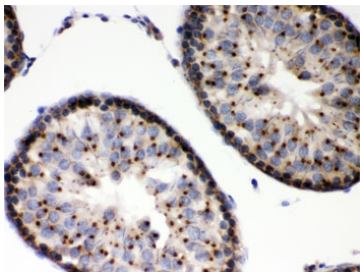
Western blot testing of 1) rat testis, 2) human 22RV1, 3) HeLa, 4) MCF7, and 5) Jurkat lysate with EBAG9 antibody. Predicted molecular weight: ~25/29-34 kDa (isoform 1/2).



IHC testing of FFPE human prostate cancer tissue with EBAG9 antibody. HIER: Boil the paraffin sections in pH 6, 10mM citrate buffer for 20 minutes and allow to cool prior to staining.



IHC testing of FFPE mouse testis with EBAG9 antibody. HIER: Boil the paraffin sections in pH 6, 10mM citrate buffer for 20 minutes and allow to cool prior to staining.



IHC testing of FFPE rat testis with EBAG9 antibody. HIER: Boil the paraffin sections in pH 6, 10mM citrate buffer for 20 minutes and allow to cool prior to staining.

## Description

Receptor-binding cancer antigen expressed on SiSo cells is a protein that in humans is encoded by the EBAG9 gene. This gene was identified as an estrogen-responsive gene. Regulation of transcription by estrogen is mediated by estrogen receptor, which binds to the estrogen-responsive element found in the 5'-flanking region of this gene. And the encoded protein is a tumor-associated antigen that is expressed at high frequency in a variety of cancers. Alternate splicing results in multiple transcript variants. A pseudogene of this gene has been defined on chromosome 10.

## Application Notes

Optimal dilution of the EBAG9 antibody should be determined by the researcher.

## Immunogen

Amino acids 31-213 of human EBAG9 were used as the immunogen for the EBAG9 antibody.

## Storage

After reconstitution, the EBAG9 antibody can be stored for up to one month at 4oC. For long-term, aliquot and store at -20oC. Avoid repeated freezing and thawing.