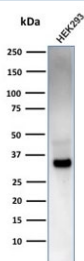


EBAG9 Antibody / Estrogen Receptor Binding Site Associated Antigen 9 / RCAS1 [clone CPTC-EBAG9-2] (V8200)

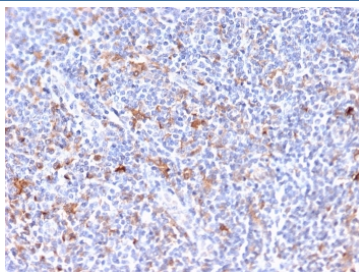
Catalog No.	Formulation	Size
V8200-100UG	0.2 mg/ml in 1X PBS with 0.1 mg/ml BSA (US sourced) and 0.05% sodium azide	100 ug
V8200-20UG	0.2 mg/ml in 1X PBS with 0.1 mg/ml BSA (US sourced) and 0.05% sodium azide	20 ug
V8200SAF-100UG	1 mg/ml in 1X PBS; BSA free, sodium azide free	100 ug

[Bulk quote request](#)

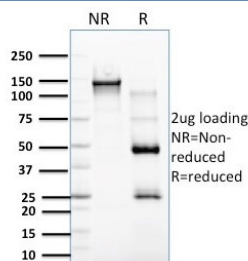
Availability	1-3 business days
Species Reactivity	Human
Format	Purified
Clonality	Monoclonal (mouse origin)
Isotype	Mouse IgG2a, kappa
Clone Name	CPTC-EBAG9-2
Purity	Protein G affinity chromatography
UniProt	O00559
Localization	Cytoplasmic
Applications	Immunohistochemistry (FFPE) : 1-2ug/ml Western Blot : 1-2ug/ml
Limitations	This EBAG9 antibody is available for research use only.



Western blot testing of human HEK293 cell lysate with EBAG9 antibody. Predicted molecular weight: 25-34 kDa.



IHC staining of FFPE human tonsil tissue with EBAG9 antibody. HIER: boil tissue sections in pH 9 10mM Tris with 1mM EDTA for 20 min and allow to cool before testing.



SDS-PAGE analysis of purified, BSA-free EBAG9 antibody as confirmation of integrity and purity.

Description

EBAG9, also known as RCAS1, is an estrogen-transcribed protein. Soluble and membranous RCAS1 proteins may play a role in the immune escape of tumor cells by promoting T lymphocyte inhibition of growth and apoptosis. RCAS1 is expressed in a wide variety of cancers, including uterine, ovarian, and lung cancer cells, and acts as a ligand for a putative receptor present on peripheral lymphocytes. RCAS1 is highly expressed not only in cancer cells but also in non-tumor bile duct cells subject to immune attack. RCAS1 inhibits the in vitro growth of receptor-expressing cells and induces apoptosis, contributing to the ability of tumor cells to evade host immune surveillance. High expression of RCAS1 significantly correlates with tumor progression and with poor outcome for many cancer patients.

Application Notes

Optimal dilution of the EBAG9 antibody should be determined by the researcher.

Immunogen

A recombinant human full-length EBAG9 protein was used as the immunogen for this EBAG9 antibody.

Storage

Store the EBAG9 antibody at 2-8°C (with azide) or aliquot and store at -20°C or colder (without azide).