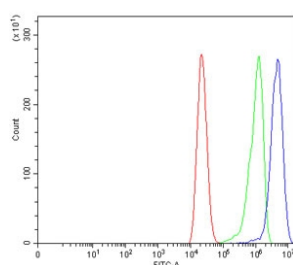


DNMT3B Antibody (RQ7164)

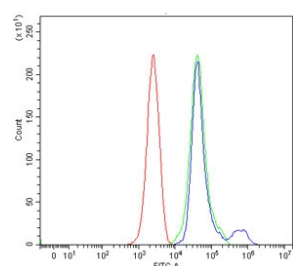
Catalog No.	Formulation	Size
RQ7164	0.5mg/ml if reconstituted with 0.2ml sterile DI water	100 ug

Bulk quote request

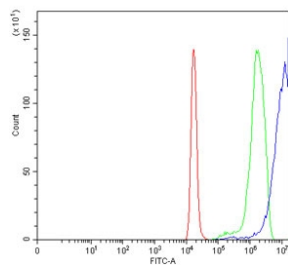
Availability	1-3 business days
Species Reactivity	Human, Mouse, Rat, Monkey
Format	Antigen affinity purified
Clonality	Polyclonal (rabbit origin)
Isotype	Rabbit IgG
Purity	Antigen affinity purified
Buffer	Lyophilized from 1X PBS with 2% Trehalose
UniProt	P50570
Applications	Western Blot : 0.5-1ug/ml Flow Cytometry : 1-3ug/million cells Direct ELISA : 0.1-0.5ug/ml
Limitations	This DNMT3B antibody is available for research use only.



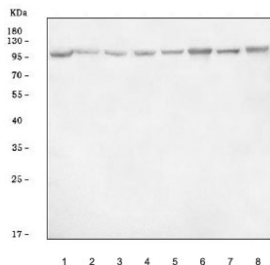
Flow cytometry testing of human Caco-2 cells with DNMT3B antibody at 1ug/million cells (blocked with goat sera); Red=cells alone, Green=isotype control, Blue= DNMT3B antibody.



Flow cytometry testing of mouse ANA-1 cells with DNMT3B antibody at 1ug/million cells (blocked with goat sera); Red=cells alone, Green=isotype control, Blue= DNMT3B antibody.



Flow cytometry testing of rat C6 cells with DNMT3B antibody at 1ug/million cells (blocked with goat sera); Red=cells alone, Green=isotype control, Blue= DNMT3B antibody.



Western blot testing of 1) human HeLa, 2) human Jurkat, 3) human K562, 4) monkey COS-7, 5) rat liver, 6) rat heart, 7) mouse liver and 8) mouse heart tissue lysate with DNMT3B antibody. Predicted molecular weight: 95 kDa.

Description

DNA (cytosine-5-)-methyltransferase 3 beta, is an enzyme that in humans is encoded by the DNMT3B gene. CpG methylation is an epigenetic modification that is important for embryonic development, imprinting, and X-chromosome inactivation. Studies in mice have demonstrated that DNA methylation is required for mammalian development. This gene encodes a DNA methyltransferase which is thought to function in de novo methylation, rather than maintenance methylation. The protein localizes primarily to the nucleus and its expression is developmentally regulated. Mutations in this gene cause the immunodeficiency-centromeric instability-facial anomalies (ICF) syndrome. Eight alternatively spliced transcript variants have been described. The full length sequences of variants 4 and 5 have not been determined.

Application Notes

Optimal dilution of the DNMT3B antibody should be determined by the researcher.

Immunogen

Recombinant human DNMT3B protein (amino acids E271-E853) was used as the immunogen for the DNMT3B antibody.

Storage

After reconstitution, the DNMT3B antibody can be stored for up to one month at 4°C. For long-term, aliquot and store at -20°C. Avoid repeated freezing and thawing.