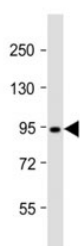


Dnmt3b Antibody (F40611)


Catalog No.	Formulation	Size
F40611-0.4ML	In 1X PBS, pH 7.4, with 0.09% sodium azide	0.4 ml
F40611-0.08ML	In 1X PBS, pH 7.4, with 0.09% sodium azide	0.08 ml

[Bulk quote request](#)

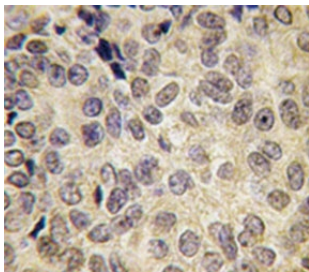
Availability	1-3 business days
Species Reactivity	Human
Format	Purified
Clonality	Polyclonal (rabbit origin)
Isotype	Rabbit Ig
Purity	Purified
UniProt	Q9UBC3
Applications	Western Blot : 1:2000 IHC (Paraffin) : 1:10-1:50
Limitations	This Dnmt3b antibody is available for research use only.



Western blot testing of Dnmt3b antibody at 1:2000 dilution + T47D lysate; Predicted molecular weight: 95 kDa.



Western blot testing of Dnmt3b antibody at 1:2000 dilution. Lane 1: A431 lysate; 2: A549; Predicted molecular weight: 95 kDa.



IHC analysis of FFPE human prostate carcinoma tissue stained with Dnmt3b antibody

Description

CpG methylation is an epigenetic modification that is important for embryonic development, imprinting, and X-chromosome inactivation. Studies in mice have demonstrated that DNA methylation is required for mammalian development. Dnmt3b is a DNA methyltransferase which is thought to function in de novo methylation, rather than maintenance methylation. The protein localizes primarily to the nucleus and its expression is developmentally regulated. Mutations in this gene cause the immunodeficiency-centromeric instability-facial anomalies (ICF) syndrome.

Application Notes

Titration of the Dnmt3b antibody may be required due to differences in protocols and secondary/substrate sensitivity.

Immunogen

A portion of amino acids 389-417 from the human protein was used as the immunogen for this Dnmt3b antibody.

Storage

Aliquot the Dnmt3b antibody and store frozen at -20°C or colder. Avoid repeated freeze-thaw cycles.