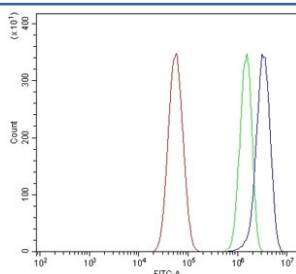


CYP3A4 Antibody / Cytochrome P450 3A4 (RQ6467)

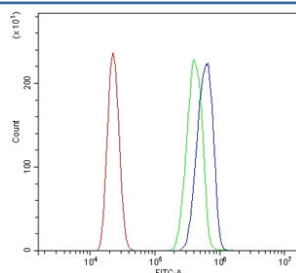
Catalog No.	Formulation	Size
RQ6467	0.5mg/ml if reconstituted with 0.2ml sterile DI water	100 ug

Bulk quote request

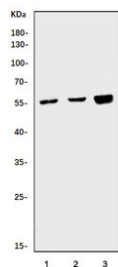
Availability	1-3 business days
Species Reactivity	Human
Format	Antigen affinity purified
Clonality	Polyclonal (rabbit origin)
Isotype	Rabbit IgG
Purity	Affinity purified
Buffer	Lyophilized from 1X PBS with 2% Trehalose
UniProt	P08684
Applications	Western Blot : 1-2ug/ml Flow Cytometry : 1-3ug/million cells Direct ELISA : 0.1-0.5ug/ml
Limitations	This CYP3A4 antibody is available for research use only.



Flow cytometry testing of human U-87 MG cells with CYP3A4 antibody at 1ug/million cells (blocked with goat sera); Red=cells alone, Green=isotype control, Blue= CYP3A4 antibody.



Flow cytometry testing of human HL60 cells with CYP3A4 antibody at 1ug/million cells (blocked with goat sera); Red=cells alone, Green=isotype control, Blue= CYP3A4 antibody.



Western blot testing of human 1) SH-SY5Y, 2) HL60 and 3) K562 cell lysate with CYP3A4 antibody. Expected molecular weight: 50-57 kDa.

Description

Cytochrome P450 3A4 (abbreviated CYP3A4), is an important enzyme in the body, mainly found in the liver and in the intestine. This gene encodes a member of the cytochrome P450 superfamily of enzymes. The cytochrome P450 proteins are monooxygenases that catalyze many reactions involved in drug metabolism and synthesis of cholesterol, steroids and other lipids. This protein localizes to the endoplasmic reticulum and its expression is induced by glucocorticoids and some pharmacological agents. This enzyme is involved in the metabolism of approximately half the drugs in use today, including acetaminophen, codeine, cyclosporin A, diazepam and erythromycin. The enzyme also metabolizes some steroids and carcinogens. This gene is part of a cluster of cytochrome P450 genes on chromosome 7q21.1. Previously another CYP3A gene, CYP3A3, was thought to exist; however, it is now thought that this sequence represents a transcript variant of CYP3A4. Alternatively spliced transcript variants encoding different isoforms have been identified.

Application Notes

Optimal dilution of the CYP3A4 antibody should be determined by the researcher.

Immunogen

An E. coli-derived human protein (amino acids L44-H267) was used as the immunogen for the CYP3A4 antibody.

Storage

After reconstitution, the CYP3A4 antibody can be stored for up to one month at 4°C. For long-term, aliquot and store at -20°C. Avoid repeated freezing and thawing.