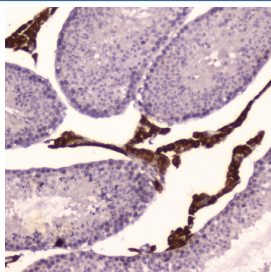


Cyp17a1 Antibody (RQ4446)

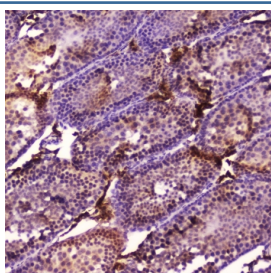
Catalog No.	Formulation	Size
RQ4446	0.5mg/ml if reconstituted with 0.2ml sterile DI water	100 ug

Bulk quote request

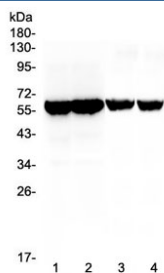
Availability	1-3 business days
Species Reactivity	Mouse, Rat
Format	Antigen affinity purified
Clonality	Polyclonal (rabbit origin)
Isotype	Rabbit IgG
Purity	Antigen affinity
Buffer	Lyophilized from 1X PBS with 2% Trehalose and 0.025% sodium azide
UniProt	P27786
Localization	Cytoplasmic, membranous
Applications	Western Blot : 0.5-1ug/ml Immunohistochemistry (FFPE) : 1-2ug/ml Direct ELISA : 0.1-0.5ug/ml (recombinant mouse protein)
Limitations	This Cyp17a1 antibody is available for research use only.



IHC testing of FFPE mouse testis tissue with Cyp17a1 antibody at 2ug/ml. HIER: boil tissue sections in pH6, 10mM citrate buffer, for 10-20 min followed by cooling at RT for 20 min.



IHC testing of FFPE rat testis tissue with Cyp17a1 antibody at 2ug/ml. HIER: boil tissue sections in pH6, 10mM citrate buffer, for 10-20 min followed by cooling at RT for 20 min.



Western blot testing of different lots of mouse testis lysate (lanes 1, 2) and rat testis lysate (lanes 3, 4) with Cyp17a1 antibody at 0.5ug/ml. Predicted molecular weight ~57 kDa.

Description

Cytochrome P450 17A1, also called steroid 17-alpha-monooxygenase, is an enzyme of the hydroxylase type that in humans is encoded by the CYP17A1 gene on chromosome 10. This gene encodes a member of the cytochrome P450 superfamily of enzymes. The cytochrome P450 proteins are monooxygenases which catalyze many reactions involved in drug metabolism and synthesis of cholesterol, steroids and other lipids. This protein localizes to the endoplasmic reticulum. It has both 17alpha-hydroxylase and 17,20-lyase activities and is a key enzyme in the steroidogenic pathway that produces progestins, mineralocorticoids, glucocorticoids, androgens, and estrogens. Mutations in this gene are associated with isolated steroid-17 alpha-hydroxylase deficiency, 17-alpha-hydroxylase/17,20-lyase deficiency, pseudohermaphroditism, and adrenal hyperplasia.

Application Notes

Optimal dilution of the Cyp17a1 antibody should be determined by the researcher.

Immunogen

Mouse Cyp17a1 recombinant protein (amino acids Q80-R363) was used as the immunogen for the Cyp17a1 antibody.

Storage

After reconstitution, the Cyp17a1 antibody can be stored for up to one month at 4oC. For long-term, aliquot and store at -20oC. Avoid repeated freezing and thawing.