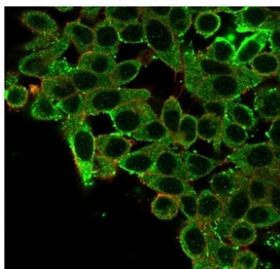


## CNOT10 Antibody / CCR4-NOT transcription complex subunit 10 [clone PCRP-CNOT10-1D5] (V9648)

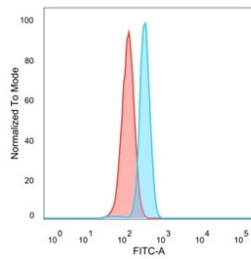
Catalog No.	Formulation	Size
V9648-100UG	0.2 mg/ml in 1X PBS with 0.1 mg/ml BSA (US sourced), 0.05% sodium azide	100 ug
V9648-20UG	0.2 mg/ml in 1X PBS with 0.1 mg/ml BSA (US sourced), 0.05% sodium azide	20 ug
V9648SAF-100UG	1 mg/ml in 1X PBS; BSA free, sodium azide free	100 ug

### Bulk quote request

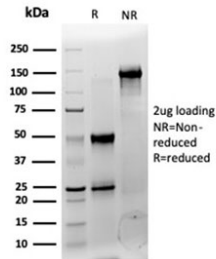
<b>Availability</b>	1-3 business days
<b>Species Reactivity</b>	Human
<b>Format</b>	Purified
<b>Clonality</b>	Monoclonal (mouse origin)
<b>Isotype</b>	Mouse IgG2c
<b>Clone Name</b>	PCRP-CNOT10-1D5
<b>Purity</b>	Protein A/G affinity
<b>UniProt</b>	Q9H9A5
<b>Localization</b>	Cytoplasm (Mitochondrion) and Nucleus (PML body)
<b>Applications</b>	ELISA (order BSA-free Format For Coating) : Flow Cytometry : 1-2ug/million cells Immunofluorescence : 1-2ug/ml Western Blot : 1-2ug/ml
<b>Limitations</b>	This CNOT10 antibody is available for research use only.



Immunofluorescent staining of PFA-fixed human HeLa cells using CNOT10 antibody (green, clone PCRP-CNOT10-1D5) and phalloidin (red).

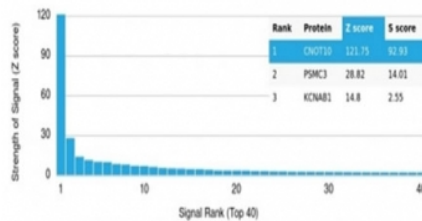


FACS staining of PFA-fixed human HeLa cells with CNOT10 antibody (blue, clone PCRPNOT10-1D5) and isotype control (red).



SDS-PAGE analysis of purified, BSA-free CNOT10 antibody (clone PCRPNOT10-1D5) as confirmation of integrity and purity.

Human Protein Microarray Specificity Validation



Analysis of HuProt(TM) microarray containing more than 19,000 full-length human proteins using CNOT10 antibody (clone PCRPNOT10-1D5). These results demonstrate the foremost specificity of the PCRPNOT10-1D5 mAb. Z- and S- score: The Z-score represents the strength of a signal that an antibody (in combination with a fluorescently-tagged anti-IgG secondary Ab) produces when binding to a particular protein on the HuProt(TM) array. Z-scores are described in units of standard deviations (SD#39;s) above the mean value of all signals generated on that array. If the targets on the HuProt(TM) are arranged in descending order of the Z-score, the S-score is the difference (also in units of SD#39;s) between the Z-scores. The S-score therefore represents the relative target specificity of an Ab to its intended target.

## Description

CNOT10 is a subunit of the CCR4-NOT complex which consists of at least five other CNOT subunit proteins and TAB182. The CCR4-NOT complex is an evolutionarily conserved, multi-component complex known to be involved in transcription, as well as in mRNA degradation. Various subunits (e.g. CNOT1, CNOT3) are uniquely involved in influencing nuclear hormone receptor activities. In effect, this complex has an important role as a transcription regulator and repressor of nuclear receptor signaling that is relevant to the molecular pathways involved in cancer. The CCR4-NOT complex is also involved in the regulation of Histone H3 lysine 4 methylation through a ubiquitin-dependent pathway that likely involves the proteasome.

## Application Notes

Optimal dilution of the CNOT10 antibody should be determined by the researcher.

## Immunogen

Recombinant full-length human protein was used as the immunogen for the CNOT10 antibody.

## Storage

Aliquot the CNOT10 antibody and store frozen at -20oC or colder. Avoid repeated freeze-thaw cycles.

