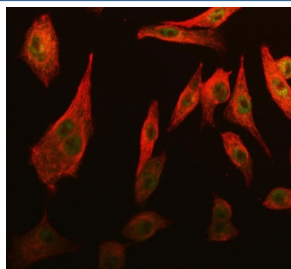


Cdk2 Antibody (R32030)

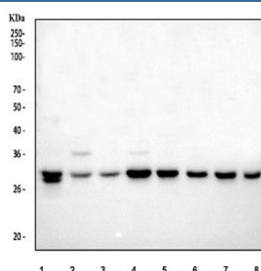
Catalog No.	Formulation	Size
R32030	0.5mg/ml if reconstituted with 0.2ml sterile DI water	100 ug

Bulk quote request

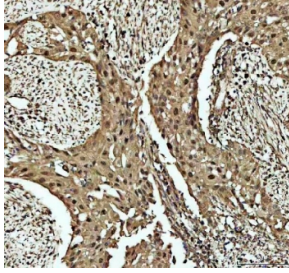
Availability	1-3 business days
Species Reactivity	Human
Format	Antigen affinity purified
Clonality	Polyclonal (rabbit origin)
Isotype	Rabbit IgG
Purity	Antigen affinity
Buffer	Lyophilized from 1X PBS with 2% Trehalose
UniProt	P24941
Localization	Nuclear and cytoplasmic
Applications	Western Blot : 0.5-1ug/ml Immunohistochemistry (FFPE) : 2-5ug/ml Immunofluorescence : 5ug/ml
Limitations	This Cdk2 antibody is available for research use only.



Immunofluorescent staining of FFPE human A549 cells with Cdk2 antibody (green) and Beta Tubulin mAb (red). HIER: steam section in pH6 citrate buffer for 20 min.



Western blot testing of human 1) Jurkat, 2) HepG2, 3) U-2 OS, 4) K562, 5) T-47D, 6) Caco-2, 7) 293T and 8) PC-3 cell lysate with Cdk2 antibody. Predicted molecular weight ~33 kDa.



IHC staining of FFPE human invasive urothelial carcinoma of the bladder with squamous differentiation tissue with Cdk2 antibody. HIER: boil tissue sections in pH8 EDTA for 20 min and allow to cool before testing.

Description

CDK2, Cyclin-Dependent Kinase2, is also known as P33. The CDK2 protein is highly homologous to p34 (CDC2) kinase and more significantly homologous to *Xenopus* Eg1 kinase, suggesting that CDK2 is the human homolog of Eg1. The CDK2 gene is mapped to 12q13, the same region to which the CDK4 gene maps. Human cyclin A binds independently to 2 kinases, p34 (cdc2) or p33. In adenovirus-transformed cells, the viral E1A oncoprotein seems to associate with p33/cyclin A but not with p34(cdc2)/cyclin A. The gene for p33 shares 65% sequence identity with p34(cdc2). P33(cdk2) plays a unique role in cell cycle regulation of vertebrate cells.

Application Notes

Optimal dilution of the Cdk2 antibody should be determined by the researcher.

Immunogen

Amino acids 81-298 of human Cdk2 were used as the immunogen for the Cdk2 antibody.

Storage

After reconstitution, the Cdk2 antibody can be stored for up to one month at 4°C. For long-term, aliquot and store at -20°C. Avoid repeated freezing and thawing.