


CD73 Antibody [clone 974CT7.5.3] (F54319)

Catalog No.	Formulation	Size
F54319-0.1ML	In 1X PBS, pH 7.4, with 0.09% sodium azide	0.1 ml

Bulk quote request

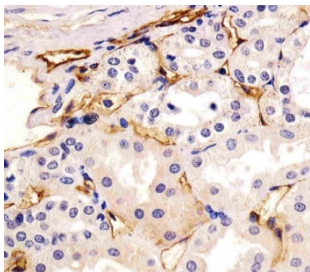
Availability	1-3 business days
Species Reactivity	Human
Format	Purified
Clonality	Monoclonal (mouse origin)
Isotype	Mouse IgG1
Clone Name	974CT7.5.3
Purity	Protein G affinity
UniProt	P21589
Localization	Cell surface, cytoplasmic
Applications	Western Blot : 1:500-1:2000 Immunohistochemistry (FFPE) : 1:25
Limitations	This CD73 antibody is available for research use only.



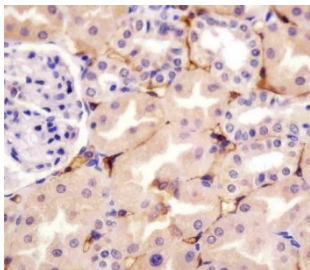
Western blot testing of human WiDr cell lysate with CD73 antibody. Predicted molecular weight: 65-70 kDa.



Western blot testing of human MDA-MB-231 cell lysate with CD73 antibody. Predicted molecular weight: 65-70 kDa.



IHC testing of FFPE human kidney tissue with CD73 antibody. HIER: steam section in pH6 citrate buffer for 20 min and allow to cool prior to staining.



IHC testing of FFPE human kidney tissue with CD73 antibody. HIER: steam section in pH6 citrate buffer for 20 min and allow to cool prior to staining.

Description

Hydrolyzes extracellular nucleotides into membrane permeable nucleosides.

Application Notes

The stated application concentrations are suggested starting points. Titration of the CD73 antibody may be required due to differences in protocols and secondary/substrate sensitivity.

Immunogen

Recombinant human protein was used as the immunogen for the CD73 antibody.

Storage

Aliquot the CD73 antibody and store frozen at -20oC or colder. Avoid repeated freeze-thaw cycles.