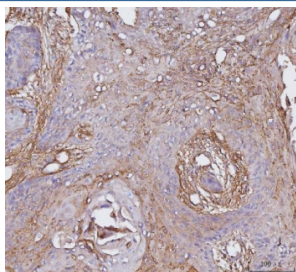


CD51 Antibody / Integrin alpha V / ITGAV / Vitronectin Receptor [clone 8B10H2] (RQ7113)

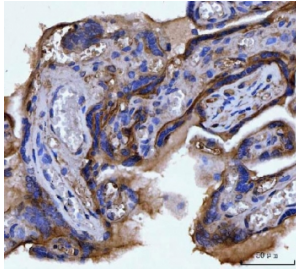
| Catalog No. | Formulation | Size |
|-------------|---|--------|
| RQ7113 | 0.5mg/ml if reconstituted with 0.2ml sterile DI water | 100 ug |

[Bulk quote request](#)

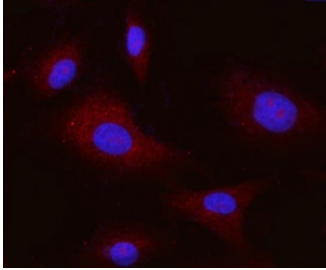
| | |
|--------------------|--|
| Availability | 1-3 business days |
| Species Reactivity | Human |
| Format | Antigen affinity purified |
| Clonality | Monoclonal (mouse origin) |
| Isotype | Mouse IgG2b |
| Clone Name | 8B10H2 |
| Purity | Antigen affinity purified |
| Buffer | Lyophilized from 1X PBS with 2% Trehalose |
| UniProt | P06756 |
| Applications | Western Blot : 0.5-1ug/ml Immunofluorescence : 5ug/ml Immunohistochemistry (FFPE) : 2-5ug/ml |
| Limitations | This CD51 antibody is available for research use only. |



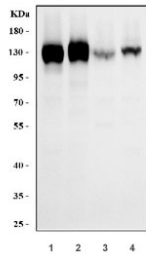
IHC staining of FFPE human esophageal squamous carcinoma tissue with CD51 antibody. HIER: boil tissue sections in pH8 EDTA for 20 min and allow to cool before testing.



IHC staining of FFPE human placental tissue with CD51 antibody. HIER: boil tissue sections in pH8 EDTA for 20 min and allow to cool before testing.



Immunofluorescent staining of FFPE human A549 cells with CD51 antibody (red) and DAPI nuclear stain (blue). HIER: steam section in pH6 citrate buffer for 20 min.



Western blot testing of human 1) A549, 2) A431, 3) 293T and 4) MCF7 cell lysate with CD51 antibody. Expected molecular weight: 116-150 kDa.

Description

Integrin alpha-V / CD51 is a protein that in humans is encoded by the ITGAV gene. It is a member of the beta 3 integrin subfamily (cytoadhesins). The human locus for the av gene (VNRA) was previously mapped to the long arm of chromosome 2. Sims et al. (2000) localized the VNRA gene to 2q31. The gene contains 30 exons and spans over 93 kb of genomic DNA. It functions as a receptor for a group of proteins that includes vitronectin, fibrinogen, thrombospondin, and von Willebrand factor.

Application Notes

Optimal dilution of the CD51 antibody should be determined by the researcher.

Immunogen

Recombinant human protein (amino acids H732-D970) was used as the immunogen for the CD51 antibody.

Storage

After reconstitution, the CD51 antibody can be stored for up to one month at 4°C. For long-term, aliquot and store at -20°C. Avoid repeated freezing and thawing.

