

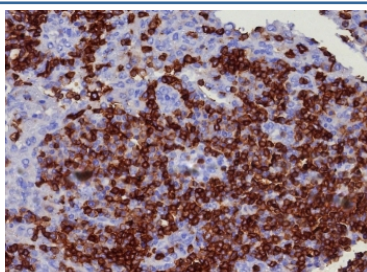
CD45RA Antibody [clone PTPRC/8341R] (V4775)

Catalog No.	Formulation	Size
V4775-100UG	0.2 mg/ml in 1X PBS with 0.1 mg/ml BSA (US sourced), 0.05% sodium azide	100 ug
V4775-20UG	0.2 mg/ml in 1X PBS with 0.1 mg/ml BSA (US sourced), 0.05% sodium azide	20 ug
V4775SAF-100UG	1 mg/ml in 1X PBS; BSA free, sodium azide free	100 ug

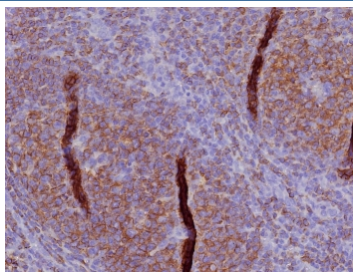
Recombinant **RABBIT MONOCLONAL**

[Bulk quote request](#)

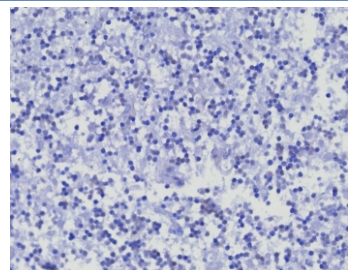
Availability	1-3 business days
Species Reactivity	Human
Format	Purified
Clonality	Recombinant Rabbit Monoclonal
Isotype	Rabbit IgG, kappa
Clone Name	PTPRC/8341R
Purity	Protein A/G affinity
UniProt	P08575
Localization	Cell surface, Cytoplasm
Applications	Immunohistochemistry (FFPE) : 1-2ug/ml for 30 min at RT
Limitations	This CD45RA antibody is available for research use only.



IHC staining of FFPE human lymph node tissue with CD45RA antibody (clone PTPRC/8341R). HIER: boil tissue sections in pH 9 10mM Tris with 1mM EDTA for 20 min and allow to cool before testing.



IHC staining of FFPE human tonsil tissue with CD45RA antibody (clone PTPRC/8341R).
HIER: boil tissue sections in pH 9 10mM Tris with 1mM EDTA for 20 min and allow to cool before testing.



Negative control: IHC testing of FFPE human brain tissue with CD45RA antibody (clone PTPRC/8341R) at 2ug/ml. HIER: boil tissue sections in pH 9 10mM Tris with 1mM EDTA for 20 min and allow to cool before testing.

Description

CD45R, also designated CD45 and PTPRC, has been identified as a transmembrane glycoprotein, broadly expressed among hematopoietic cells. Multiple isoforms of CD45R are distributed throughout the immune system according to cell type. These isoforms arise because of alternative splicing of exons 4, 5, and 6. The corresponding protein domains are characterized by the binding of monoclonal antibodies specific for CD45RA (exon 4), CD45RB (exon 5), CD45RC (exon 6) and CD45RO (exons 4 to 6 spliced out). The variation in these isoforms is localized to the extracellular domain of CD45R, while the intracellular domain is conserved. CD45R functions as a phosphor-tyrosine phosphatase. Antibody to CD45 is useful in differential diagnosis of lymphoid tumors from non-hematopoietic undifferentiated neoplasms.

Application Notes

Optimal dilution of the CD45RA antibody should be determined by the researcher.

Immunogen

Recombinant full-length human PTPRC protein was used as the immunogen for the CD45RA antibody.

Storage

Aliquot the CD45RA antibody and store frozen at -20oC or colder. Avoid repeated freeze-thaw cycles.