


## CD41 Antibody / ITGA2B (R31916)

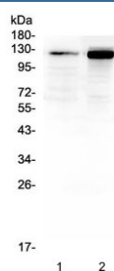
Catalog No.	Formulation	Size
R31916	0.5mg/ml if reconstituted with 0.2ml sterile DI water	100 ug

**Bulk quote request**

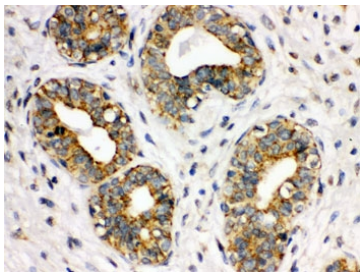
<b>Availability</b>	1-3 business days
<b>Species Reactivity</b>	Human, Mouse, Rat
<b>Format</b>	Antigen affinity purified
<b>Clonality</b>	Polyclonal (rabbit origin)
<b>Isotype</b>	Rabbit IgG
<b>Purity</b>	Antigen affinity
<b>Buffer</b>	Lyophilized from 1X PBS with 2.5% BSA and 0.025% sodium azide
<b>UniProt</b>	P08514
<b>Localization</b>	Cytoplasmic, membrane
<b>Applications</b>	Western Blot : 0.1-0.5ug/ml IHC (FFPE) : 0.5-1ug/ml
<b>Limitations</b>	This CD41 antibody is available for research use only.



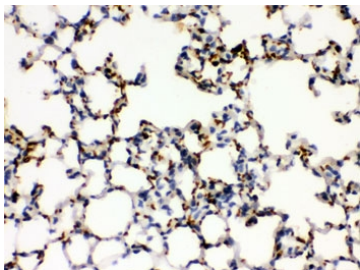
Western blot testing of human 1) HEK293 and 2) HepG2 cell lysate with CD41 antibody.  
Expected molecular weight ~120 kDa.



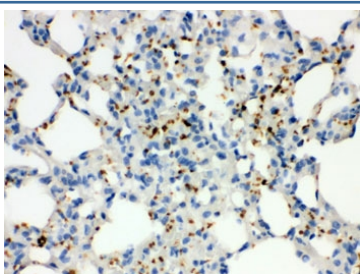
Western blot testing of 1) rat spleen and 2) mouse spleen lysate with CD41 antibody.  
Expected molecular weight ~120 kDa.



IHC testing of FFPE human breast cancer with CD41 antibody. HIER: Boil the paraffin sections in pH 6, 10mM citrate buffer for 20 minutes and allow to cool prior to staining.



IHC testing of FFPE mouse lung with CD41 antibody. HIER: Boil the paraffin sections in pH 6, 10mM citrate buffer for 20 minutes and allow to cool prior to staining.



IHC testing of FFPE rat lung with CD41 antibody. HIER: Boil the paraffin sections in pH 6, 10mM citrate buffer for 20 minutes and allow to cool prior to staining.

## Description

Integrin alpha-IIb, also called CD41, is a protein that in humans is encoded by the ITGA2B gene. It is mapped to 17q21.32. Integrins are heterodimeric integral membrane proteins composed of an alpha chain and a beta chain. Alpha chain 2b undergoes post-translational cleavage to yield disulfide-linked light and heavy chains that join with beta 3 to form a fibrinogen receptor expressed in platelets that plays a crucial role in coagulation. Mutations that interfere with this role result in thrombasthenia. In addition to adhesion, integrins are known to participate in cell-surface mediated signalling.

## Application Notes

Optimal dilution of the CD41 antibody should be determined by the researcher.

## Immunogen

Amino acids EAELAVHLPQGAHYMRALSNVEGFERLICNQKKEN of human ITGA2B/CD41 were used as the immunogen for the CD41 antibody.

## Storage

After reconstitution, the CD41 antibody can be stored for up to one month at 4°C. For long-term, aliquot and store at -20°C. Avoid repeated freezing and thawing.

