

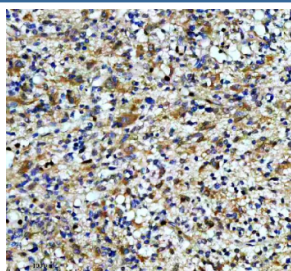
CAMK2 Antibody / CAMK II / Forms A/B/D/G [clone 27C04] (RQ8904)

Catalog No.	Formulation	Size
RQ8904	Antibody in PBS with 0.02% sodium azide, 50% glycerol and 0.4-0.5mg/ml BSA	100 ul

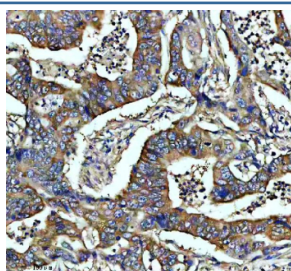
Recombinant **RABBIT MONOCLONAL**

[Bulk quote request](#)

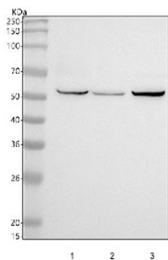
Availability	1-3 days
Species Reactivity	Human
Format	Purified
Clonality	Recombinant Rabbit Monoclonal
Isotype	Rabbit IgG
Clone Name	27C04
Purity	Affinity chromatography
UniProt	Q9UQM7, Q13554, Q13555, Q13557
Applications	Western Blot : 1:1000 Immunohistochemistry (FFPE) : 1:50
Limitations	This CAMK2 antibody is available for research use only.



IHC staining of FFPE human glioma tissue with CAMK2 antibody, HRP-secondary and DAB substrate. HIER: boil tissue sections in pH8 EDTA for 20 min and allow to cool before testing.



IHC staining of FFPE human colon cancer tissue with CAMK2 antibody, HRP-secondary and DAB substrate. HIER: boil tissue sections in pH8 EDTA for 20 min and allow to cool before testing.



Western blot testing of human 1) HeLa, 2) HepG2 and 3) A549 cell lysate with CAMK2 antibody. Predicted molecular weight ~54 kDa.