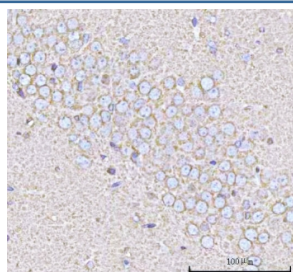


Calcineurin B Antibody / PPP3R1 (RQ8142)

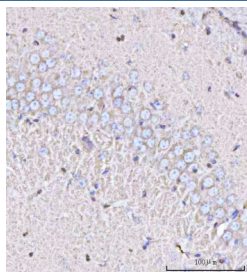
Catalog No.	Formulation	Size
RQ8142	0.5mg/ml if reconstituted with 0.2ml sterile DI water	100 ug

Bulk quote request

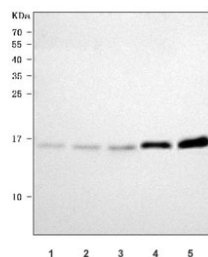
Availability	1-3 business days
Species Reactivity	Human, Mouse, Rat
Format	Antigen affinity purified
Clonality	Polyclonal (rabbit origin)
Isotype	Rabbit IgG
Purity	Antigen affinity purified
Buffer	Lyophilized from 1X PBS with 2% Trehalose
UniProt	P63098
Localization	Cytoplasm
Applications	Western Blot : 0.5-1ug/ml Immunohistochemistry (FFPE) : 2-5ug/ml Flow Cytometry : 1-3ug/million cells Direct ELISA : 0.1-0.5ug/ml
Limitations	This Calcineurin B antibody is available for research use only.



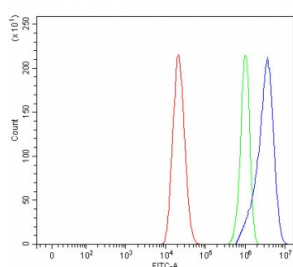
IHC staining of FFPE rat brain tissue with Calcineurin B antibody. HIER: boil tissue sections in pH8 EDTA for 20 min and allow to cool before testing.



IHC staining of FFPE mouse brain tissue with Calcineurin B antibody. HIER: boil tissue sections in pH8 EDTA for 20 min and allow to cool before testing.



Western blot testing of 1) human K562, 2) human HeLa, 3) human SH-SY5Y, 4) rat brain and 5) mouse brain tissue lysate with Calcineurin B antibody. Predicted molecular weight ~19 kDa.



Flow cytometry testing of fixed and permeabilized human Caco-2 cells with Calcineurin B antibody at 1ug/million cells (blocked with goat sera); Red=cells alone, Green=isotype control, Blue= Calcineurin B antibody.

Description

Calcineurin, the $\text{Ca}(2+)/$ calmodulin-regulated protein phosphatase, first detected in skeletal muscle and brain, has been found in all cells from yeast to mammals. Calcineurin A alpha (PPP3CA), is located on human chromosomes 4, Chromosomal mapping of the human genes for the calmodulin-dependent protein phosphatase (calcineurin) catalytic subunit. Calcineurin regulates bone formation by the osteoblast.

Application Notes

Optimal dilution of the Calcineurin B antibody should be determined by the researcher.

Immunogen

E. coli-derived recombinant human protein (amino acids E48-V170) was used as the immunogen for the Calcineurin B antibody.

Storage

After reconstitution, the Calcineurin B antibody can be stored for up to one month at 4oC. For long-term, aliquot and store at -20oC. Avoid repeated freezing and thawing.

