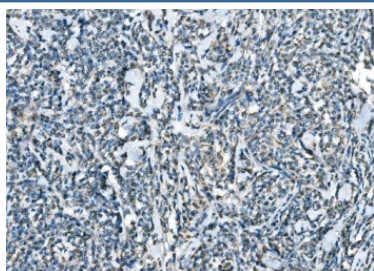


C-C chemokine receptor type 2 Antibody / CCR2 (RQ6938)

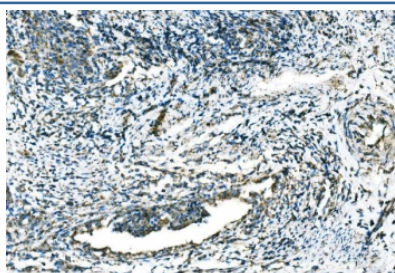
Catalog No.	Formulation	Size
RQ6938	0.5mg/ml if reconstituted with 0.2ml sterile DI water	100 ug

Bulk quote request

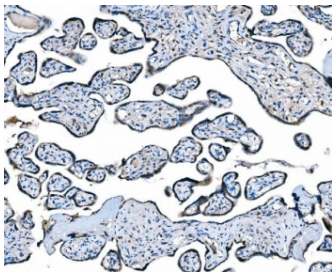
Availability	1-3 business days
Species Reactivity	Human
Format	Antigen affinity purified
Clonality	Polyclonal (rabbit origin)
Isotype	Rabbit IgG
Purity	Antigen affinity purified
Buffer	Lyophilized from 1X PBS with 2% Trehalose
UniProt	P41597
Applications	Western Blot : 0.5-1 ug/ml Immunohistochemistry (FFPE) : 2-5ug/ml Direct ELISA : 0.1-0.5ug/ml
Limitations	This C-C chemokine receptor type 2 antibody is available for research use only.




IHC staining of FFPE human lymphoma tissue with C-C chemokine receptor type 2 antibody. HIER: boil tissue sections in pH8 EDTA for 20 min and allow to cool before testing.



IHC staining of FFPE human cervical cancer tissue with C-C chemokine receptor type 2 antibody. HIER: boil tissue sections in pH8 EDTA for 20 min and allow to cool before testing.



IHC staining of FFPE human placental tissue with C-C chemokine receptor type 2 antibody. HIER: boil tissue sections in pH8 EDTA for 20 min and allow to cool before testing.



Western blot testing of human Jurkat cell lysate with C-C chemokine receptor type 2 antibody. Predicted molecular weight ~42 kDa.

Description

C-C chemokine receptor type 2 (CCR2 or CD192 (cluster of differentiation 192) is a protein that in humans is encoded by the CCR2 gene. It is mapped to 3p21.31. The protein encoded by this gene is a receptor for monocyte chemoattractant protein-1, a chemokine which specifically mediates monocyte chemotaxis. Monocyte chemoattractant protein-1 is involved in monocyte infiltration in inflammatory diseases such as rheumatoid arthritis as well as in the inflammatory response against tumors. The encoded protein mediates agonist-dependent calcium mobilization and inhibition of adenylyl cyclase. This protein can also be a coreceptor with CD4 for HIV-1 infection.

Application Notes

Optimal dilution of the C-C chemokine receptor type 2 antibody should be determined by the researcher.

Immunogen

Recombinant human protein (amino acids R6-L45) was used as the immunogen for the C-C chemokine receptor type 2 antibody.

Storage

After reconstitution, the C-C chemokine receptor type 2 antibody can be stored for up to one month at 4oC. For long-term, aliquot and store at -20oC. Avoid repeated freezing and thawing.