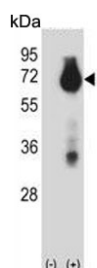


BIRC3 Antibody (F54681)

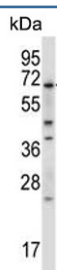
Catalog No.	Formulation	Size
F54681-0.4ML	In 1X PBS, pH 7.4, with 0.09% sodium azide	0.4 ml
F54681-0.08ML	In 1X PBS, pH 7.4, with 0.09% sodium azide	0.08 ml

[Bulk quote request](#)

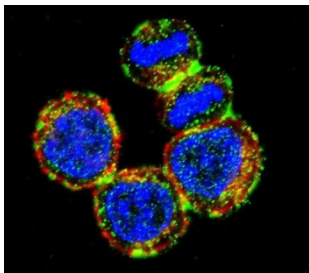
Availability	1-3 business days
Species Reactivity	Human
Format	Purified
Clonality	Polyclonal (rabbit origin)
Isotype	Rabbit Ig
Purity	Antigen affinity purified
UniProt	Q13489
Localization	Cytoplasmic, nuclear
Applications	Western Blot : 1:500-1:2000 Immunofluorescence : 1:25 Immunohistochemistry (FFPE) : 1:25
Limitations	This BIRC3 antibody is available for research use only.



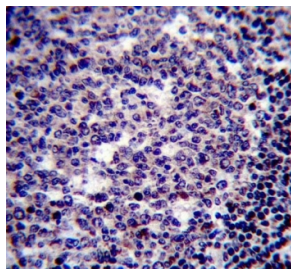
Western blot testing of 1) non-transfected and 2) transfected 293 cell lysate with BIRC3 antibody. Predicted molecular weight ~68 kDa.



Western blot testing of human MDA-MB-435 cell lysate with BIRC3 antibody. Predicted molecular weight ~68 kDa.



Immunofluorescent staining of human MDA-MB-435 cells with BIRC3 antibody (green), DAPI nuclear stain (blue) and anti-Actin (red).



IHC testing of FFPE human tonsil tissue with BIRC3 antibody. HIER: steam section in pH6 citrate buffer for 20 min and allow to cool prior to staining.

Description

The protein encoded by this gene is a member of a family of proteins that inhibits apoptosis by binding to tumor necrosis factor receptor-associated factors TRAF1 and TRAF2, probably by interfering with activation of ICE-like proteases. The encoded protein inhibits apoptosis induced by serum deprivation but does not affect apoptosis resulting from exposure to menadione, a potent inducer of free radicals. The amino acid sequence predicts three baculovirus IAP repeat domains and a ring finger domain. Transcript variants encoding the same isoform have been identified. [provided by RefSeq].

Application Notes

The stated application concentrations are suggested starting points. Titration of the BIRC3 antibody may be required due to differences in protocols and secondary/substrate sensitivity.

Immunogen

A portion of amino acids 59-88 from the human protein was used as the immunogen for the BIRC3 antibody.

Storage

Aliquot the BIRC3 antibody and store frozen at -20oC or colder. Avoid repeated freeze-thaw cycles.