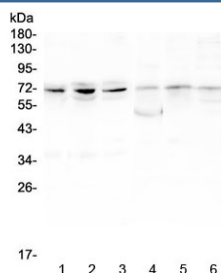


ARNTL2 Antibody (RQ4940)

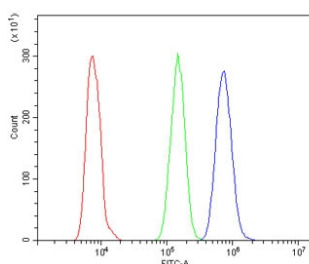
Catalog No.	Formulation	Size
RQ4940	0.5mg/ml if reconstituted with 0.2ml sterile DI water	100 ug

Bulk quote request

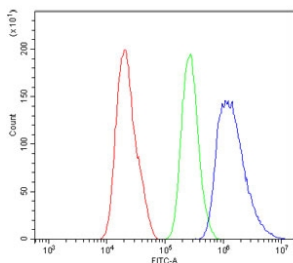
Availability	1-3 business days
Species Reactivity	Human, Mouse, Rat
Format	Antigen affinity purified
Clonality	Polyclonal (rabbit origin)
Isotype	Rabbit IgG
Purity	Antigen affinity purified
Buffer	Lyophilized from 1X PBS with 2% Trehalose and 0.025% sodium azide
UniProt	Q8WYA1
Applications	Western Blot : 0.5-1ug/ml Flow Cytometry : 1-3ug/million cells Direct ELISA : 0.1-0.5ug/ml
Limitations	This ARNTL2 antibody is available for research use only.



Western blot testing of 1) human PC-3, 2) human A549, 3) human HepG2, 4) rat ovary, 5) rat lung and 6) rat testis lysate with ARNTL2 antibody at 0.5ug/ml. Predicted molecular weight ~71 kDa.



Flow cytometry testing of human HL60 cells with ARNTL2 antibody at 1ug/million cells (blocked with goat sera); Red=cells alone, Green=isotype control, Blue= ARNTL2 antibody.



Flow cytometry testing of human A431 cells with ARNTL2 antibody at 1ug/million cells (blocked with goat sera); Red=cells alone, Green=isotype control, Blue= ARNTL2 antibody.

Description

Aryl hydrocarbon receptor nuclear translocator-like 2, also known as Mop9, Bmal2, Clif, or Arntl2, is a gene. This gene encodes a basic helix-loop-helix transcription factor belonging to the PAS (PER, ARNT, SIM) superfamily. The PAS proteins play important roles in adaptation to low atmospheric and cellular oxygen levels, exposure to certain environmental pollutants, and diurnal oscillations in light and temperature. This protein forms a transcriptionally active heterodimer with the circadian CLOCK protein, the structurally related MOP4, and hypoxia-inducible factors, such as HIF1alpha. Consistent with its role as a biologically relevant partner of circadian and hypoxia factors, this protein is coexpressed in regions of the brain such as the thalamus, hypothalamus, and amygdala. Alternatively spliced transcript variants encoding different isoforms have been described for this gene.

Application Notes

Optimal dilution of the ARNTL2 antibody should be determined by the researcher.

Immunogen

Amino acids E461-T575 from the human protein were used as the immunogen for the ARNTL2 antibody.

Storage

After reconstitution, the ARNTL2 antibody can be stored for up to one month at 4oC. For long-term, aliquot and store at -20oC. Avoid repeated freezing and thawing.