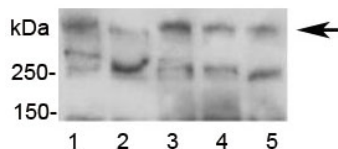


APOB Antibody (R36144)

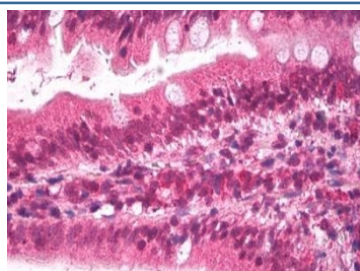
Catalog No.	Formulation	Size
R36144-100UG	0.5 mg/ml in 1X TBS, pH7.3, with 0.5% BSA (US sourced) and 0.02% sodium azide	100 ug

[Bulk quote request](#)

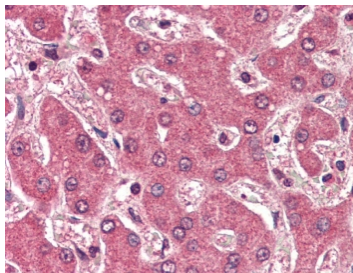
Availability	1-3 business days
Species Reactivity	Human
Format	Antigen affinity purified
Clonality	Polyclonal (goat origin)
Isotype	Goat Ig
Purity	Antigen affinity
Gene ID	338
Localization	Cytoplasmic, membranous
Applications	Western Blot : 0.5-2 ug/ml IHC (FFPE) : 2ug/ml ELISA (peptide) LOD : 1:32000
Limitations	This APOB antibody is available for research use only.



Western blot testing of human serum lysate (five donors) with APOB antibody at 0.5ug/ml



IHC testing of FFPE human small intestine tissue with APOB antibody at 2ug/ml. Required HIER: steamed antigen retrieval with pH6 citrate buffer; AP-staining.



IHC testing of FFPE human liver tissue with APOB antibody at 2ug/ml. Required HIER: steamed antigen retrieval with pH6 citrate buffer; AP-staining.

Description

Additional name(s) for this target protein: Apolipoprotein B

Application Notes

Optimal dilution of the APOB antibody should be determined by the researcher.

Immunogen

Amino acids TDLHLRYQKDKK were used as the immunogen for this APOB antibody.

Storage

Aliquot and store the APOB antibody at -20oC.