

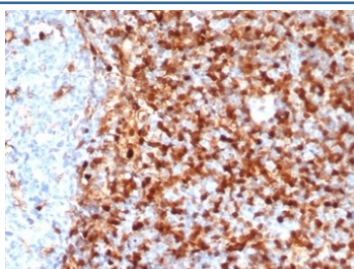
## ANXA1 Antibody / Annexin A1 [clone rANXA1/6451] (V9509)

Catalog No.	Formulation	Size
V9509-100UG	0.2 mg/ml in 1X PBS with 0.1 mg/ml BSA (US sourced), 0.05% sodium azide	100 ug
V9509-20UG	0.2 mg/ml in 1X PBS with 0.1 mg/ml BSA (US sourced), 0.05% sodium azide	20 ug
V9509SAF-100UG	1 mg/ml in 1X PBS; BSA free, sodium azide free	100 ug

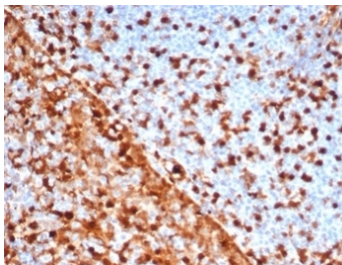
Recombinant **MOUSE MONOCLONAL**

[Bulk quote request](#)

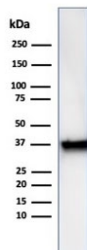
<b>Availability</b>	1-3 business days
<b>Species Reactivity</b>	Human
<b>Format</b>	Purified
<b>Clonality</b>	Recombinant Mouse Monoclonal
<b>Isotype</b>	Mouse IgG2a, kappa
<b>Clone Name</b>	rANXA1/6451
<b>Purity</b>	Protein A/G affinity
<b>UniProt</b>	P04083
<b>Localization</b>	Nucleus, Cytoplasm
<b>Applications</b>	Western Blot : 2-4ug/ml Immunohistochemistry (FFPE) : 1-2ug/ml
<b>Limitations</b>	This ANXA1 antibody is available for research use only.



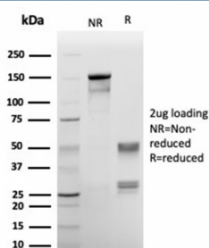
IHC staining of FFPE human tonsil tissue with ANXA1 antibody (clone rANXA1/6451).  
HIER: boil tissue sections in pH 9 10mM Tris with 1mM EDTA for 20 min and allow to cool before testing.



IHC staining of FFPE human tonsil tissue with ANXA1 antibody (clone rANXA1/6451).  
HIER: boil tissue sections in pH 9 10mM Tris with 1mM EDTA for 20 min and allow to cool before testing.



Western blot testing of human A549 cell lysate using ANXA1 antibody (clone rANXA1/6451). Predicted molecular weight ~36 kDa.



SDS-PAGE analysis of purified, BSA-free ANXA1 antibody (clone rANXA1/6451) as confirmation of integrity and purity.

## Description

The ANXA1 gene belongs to the annexin family, and contains 4 annexin repeats. A pair of annexin repeats may form one binding site for calcium and a phospholipid. ANXA1 promotes membrane fusion and is involved in exocytosis. The gene for ANXA1 is upregulated in hairy cell leukemia (HCL), and its protein expression is specific for HCL. Detection of ANXA1 provides a simple, highly sensitive and specific assay for diagnosing HCL. Annexin A1 has also been found to be protective against DNA damage induced by heat in breast cancer cells, suggesting it is involved in tumor suppressive and protective activities, and also is associated with treatment resistance.

## Application Notes

Optimal dilution of the ANXA1 antibody should be determined by the researcher.

## Immunogen

Recombinant full-length human Annexin A1 protein was used as the immunogen for the ANXA1 antibody.

## Storage

Aliquot the ANXA1 antibody and store frozen at -20oC or colder. Avoid repeated freeze-thaw cycles.

