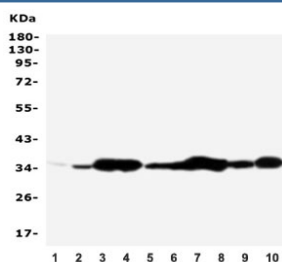


## Annexin V Antibody (R30176)

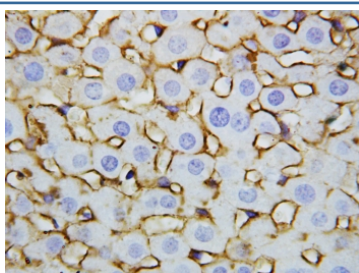
Catalog No.	Formulation	Size
R30176	0.5mg/ml if reconstituted with 0.2ml sterile DI water	100 ug

**Bulk quote request**

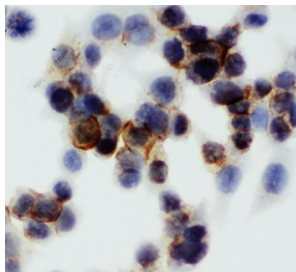
<b>Availability</b>	1-3 business days
<b>Species Reactivity</b>	Human, Mouse, Rat
<b>Format</b>	Antigen affinity purified
<b>Clonality</b>	Polyclonal (rabbit origin)
<b>Isotype</b>	Rabbit IgG
<b>Purity</b>	Antigen affinity
<b>Buffer</b>	Lyophilized from 1X PBS with 2.5% BSA and 0.025% sodium azide/thimerosal
<b>UniProt</b>	P08758
<b>Applications</b>	Western Blot : 0.5-1ug/ml IHC (FFPE) : 0.5-1ug/ml Immunocytochemistry : 0.5-1ug/ml
<b>Limitations</b>	This Annexin V antibody is available for research use only.



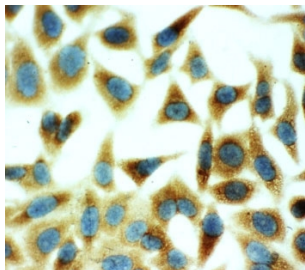
Western blot testing of Annexin V antibody and Lane 1: rat brain; 2: rat skeletal muscle; 3: rat ovary; 4: rat lung; 5: MCF-7; 6: SMMC-7721; 7: A549; 8: Jurkat; 9: SGC; 10: HT1080; Predicted molecular weight ~36 kDa.



IHC-P: Annexin V antibody testing of rat liver tissue



ICC: Annexin V antibody testing of HCT116 cells



ICC testing of HeLa cells

## Description

Annexin V is also known as endonexin II (ENX2), or placental protein 4 (PP4). It is a member of the family of  $\text{Ca}^{2+}$ -dependent phospholipid binding proteins, known as annexins. It binds to the phospholipids that are preferentially located on the cytosolic face of the plasma membrane. Annexin V has a relative molecular weight of about 35,000. The gene lies on mouse chromosome 3 in close linkage with the fibroblast growth factor 2(basic) gene and is syntenic with other genes known to have orthologous counterparts on human chromosome 4q. The cDNA encoded a protein of 320 amino acid residues. A single mRNA, approximately 1.6 kb long, was found to be expressed in human cell lines and placenta. It is an anticoagulant protein that acts as an indirect inhibitor of the thromboplastin-specific complex, which is involved in the blood coagulation cascade.

## Application Notes

The stated application concentrations are suggested starting amounts. Titration of the Annexin V antibody may be required due to differences in protocols and secondary/substrate sensitivity.

## Immunogen

Amino acids 88-102 (SRLYDAYELKHALKG-human) were used as the immunogen for this Annexin V antibody.

## Storage

After reconstitution, the Annexin V antibody can be stored for up to one month at 4°C. For long-term, aliquot and store at -20°C. Avoid repeated freezing and thawing.