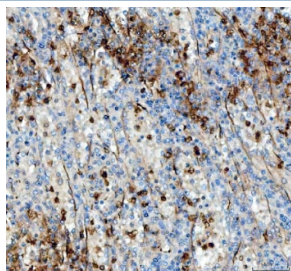


## ANGPTL4 Antibody (R32788)

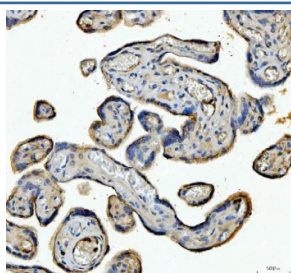
Catalog No.	Formulation	Size
R32788	0.5mg/ml if reconstituted with 0.2ml sterile DI water	100 ug

**Bulk quote request**

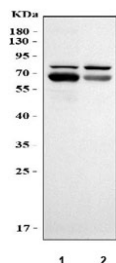
<b>Availability</b>	1-3 business days
<b>Species Reactivity</b>	Human
<b>Format</b>	Antigen affinity purified
<b>Clonality</b>	Polyclonal (rabbit origin)
<b>Isotype</b>	Rabbit IgG
<b>Purity</b>	Antigen affinity
<b>Buffer</b>	Lyophilized from 1X PBS with 2% Trehalose
<b>UniProt</b>	Q9BY76
<b>Applications</b>	Western Blot : 0.5-1ug/ml Immunohistochemistry (FFPE) : 2-5ug/ml ELISA : 0.1-0.5ug/ml (human protein tested; request BSA-free format for coating)
<b>Limitations</b>	This ANGPTL4 antibody is available for research use only.



IHC staining of FFPE human spleen tissue with ANGPTL4 antibody. HIER: boil tissue sections in pH8 EDTA for 20 min and allow to cool before testing.



IHC staining of FFPE human placental tissue with ANGPTL4 antibody. HIER: boil tissue sections in pH8 EDTA for 20 min and allow to cool before testing.



Western blot testing of human 1) placenta and 2) HCCT cell lysate with ANGPTL4 antibody. Predicted molecular weight: ~45 kDa and ~41 kDa, but may be observed at higher molecular weights due to glycosylation.

## Description

Angiopoietin-related protein 4 (Angptl4) is a protein that in humans is encoded by the ANGPTL4 gene. This gene is a member of the angiopoietin/angiopoietin-like gene family and encodes a glycosylated, secreted protein with a fibrinogen C-terminal domain. And this gene is induced under hypoxic conditions in endothelial cells and is the target of peroxisome proliferation activators. By radiation hybrid analysis, Angptl4 gene is mapped to 19p13.3. ANGPTL4 contributed to tumor growth and protected cells from anoikis, a form of programmed cell death induced when contact-dependent cells detach from the surrounding tissue matrix.

## Application Notes

Optimal dilution of the ANGPTL4 antibody should be determined by the researcher.

## Immunogen

Amino acids 369-406 (QQRQKLKKGIFWKTWRGRYYPLQATTMLIQPMAAEAAS) from the human protein were used as the immunogen for the ANGPTL4 antibody.

## Storage

After reconstitution, the ANGPTL4 antibody can be stored for up to one month at 4°C. For long-term, aliquot and store at -20°C. Avoid repeated freezing and thawing.