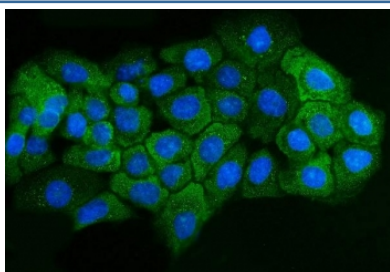


Adenosine Receptor A2b Antibody / ADORA2B (RQ6597)

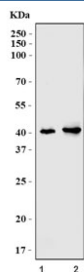
Catalog No.	Formulation	Size
RQ6597	0.5mg/ml if reconstituted with 0.2ml sterile DI water	100 ug

Bulk quote request

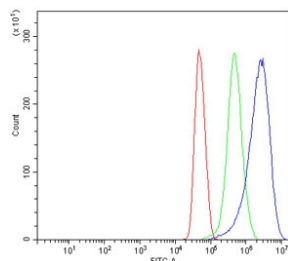
Availability	1-3 business days
Species Reactivity	Human
Format	Antigen affinity purified
Clonality	Polyclonal (rabbit origin)
Isotype	Rabbit IgG
Purity	Antigen affinity purified
Buffer	Lyophilized from 1X PBS with 2% Trehalose
UniProt	P29275
Localization	Cytoplasmic, cell membrane
Applications	Western Blot : 1-2ug/ml Immunofluorescence (FFPE) : 5ug/ml Flow Cytometry : 1-3ug/million cells Direct ELISA : 0.1-0.5ug/ml
Limitations	This Adenosine Receptor A2b antibody is available for research use only.



Immunofluorescent staining of FFPE human A431 cells with Adenosine Receptor A2b antibody (green) and DAPI nuclear stain (blue). HIER: steam section in pH6 citrate buffer for 20 min.



Western blot testing of human 1) HEK293 and 2) U-87 MG cell lysate with Adenosine Receptor A2b antibody. Expected molecular weight: 36-40 kDa.



Flow cytometry testing of human U-251 MG cells with Adenosine Receptor A2b antibody at 1ug/million cells (blocked with goat sera); Red=cells alone, Green=isotype control, Blue= Adenosine Receptor A2b antibody.

Description

The adenosine A2B receptor, also known as ADORA2B, is a G-protein coupled adenosine receptor, and also denotes the human adenosine A2b receptor gene which encodes it. This gene encodes an adenosine receptor that is a member of the G protein-coupled receptor superfamily. This integral membrane protein stimulates adenylate cyclase activity in the presence of adenosine. This protein also interacts with netrin-1, which is involved in axon elongation. The gene is located near the Smith-Magenis syndrome region on chromosome 17.

Application Notes

Optimal dilution of the Adenosine Receptor A2b antibody should be determined by the researcher.

Immunogen

Recombinant human protein (amino acids N145-L328) was used as the immunogen for the Adenosine Receptor A2b antibody.

Storage

After reconstitution, the Adenosine Receptor A2b antibody can be stored for up to one month at 4°C. For long-term, aliquot and store at -20°C. Avoid repeated freezing and thawing.