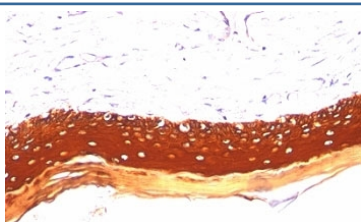


Acidic Cytokeratin Antibody [clone KRTL/1077] (V3115)

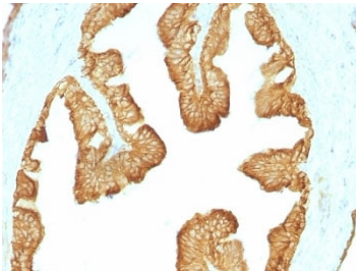
Catalog No.	Formulation	Size
V3115-100UG	0.2 mg/ml in 1X PBS with 0.1 mg/ml BSA (US sourced) and 0.05% sodium azide	100 ug
V3115-20UG	0.2 mg/ml in 1X PBS with 0.1 mg/ml BSA (US sourced) and 0.05% sodium azide	20 ug
V3115SAF-100UG	1 mg/ml in 1X PBS; BSA free, sodium azide free	100 ug
V3115IHC-7ML	Prediluted in 1X PBS with 0.1 mg/ml BSA (US sourced) and 0.05% sodium azide; *For IHC use only*	7 ml

Bulk quote request

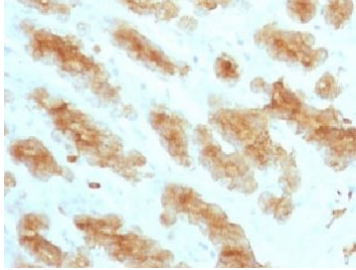
Availability	1-3 business days
Species Reactivity	Human, Rat
Format	Purified
Clonality	Monoclonal (mouse origin)
Isotype	Mouse IgG1, kappa
Clone Name	KRTL/1077
Purity	Protein G affinity chromatography
UniProt	Q7Z794
Localization	Cytoplasmic
Applications	Immunohistochemistry (FFPE) : 0.1-0.2ug/ml for 30 min at RT
Limitations	This Acidic Cytokeratin antibody is available for research use only.



IHC: Formalin paraffin human skin stained with Acidic Cytokeratin antibody (KRTL/1077).



IHC: Formalin paraffin rat oviduct stained with Acidic Cytokeratin antibody (KRTL/1077).



IHC: Formalin paraffin rat stomach with Acidic Cytokeratin antibody (KRTL/1077).

Description

This mAb recognizes the 56.5kDa (CK10); 50kDa (CK14); 50kDa (CK15); 48kDa (CK16); 40kDa (CK19) keratins of the acidic (Type I or LMW) subfamily. Twenty human keratins are resolved with two-dimensional gel electrophoresis into acidic (pI 6.0) subfamilies. The acidic keratins have molecular weights (MW) of 56.5, 55, 51, 50, 50, 48, 46, 45, and 40kDa. Many studies have shown the usefulness of keratins as markers in cancer research and tumor diagnosis.

Application Notes

Optimal dilution of the Acidic Cytokeratin antibody should be determined by the researcher.

1. Staining of formalin-fixed tissues requires boiling tissue sections in pH 9 10mM Tris with 1mM EDTA for 10-20 min followed by cooling at RT for 20 min.
2. The prediluted format is supplied in a dropper bottle and is optimized for use in IHC. After epitope retrieval step (if required), drip mAb solution onto the tissue section and incubate at RT for 30 min.

Immunogen

Recombinant human KRT77 protein was used as the immunogen for the Acidic Cytokeratin antibody.

Storage

Store the Acidic Cytokeratin antibody at 2-8°C (with azide) or aliquot and store at -20°C or colder (without azide).